

TLV[®]

PowerDyne[®]

Thermodynamic Steam Traps

P Series
FP Series
HR Series

Pure Performance

For Steam Mains and Tracers



Are you looking for Improved Performance?

Disc traps are valued for their compact size and wide pressure range, and are often chosen as an affordable product for condensate discharge.

But have you ever wondered how to...

... minimize chattering?

Disc traps can be susceptible to dirt, environmental conditions and no-load actuation, causing chattering which accelerates wear and shortens service life.

... improve steam sealing performance?

In order to prevent air binding, some valve discs have a rough-ground surface or machined leakage path. These actions reduce sealing and increase steam loss, and can eventually lead to a costly blowing condition.

... shorten start-up time?

Disc traps can air bind, which prolongs start-up time by preventing the discharge of condensate.

... reduce maintenance costs?

When disc traps fail, a common practice is to replace the entire trap, not just the internals. Short service life results in high replacement and maintenance costs.

PowerDyne®

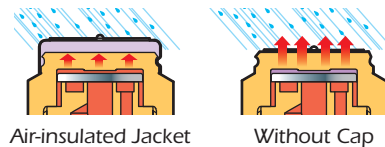
Superior quality and reliability can reduce

Disc traps are highly versatile, yet typical models can be prone to air binding, short service life, and costly steam loss.

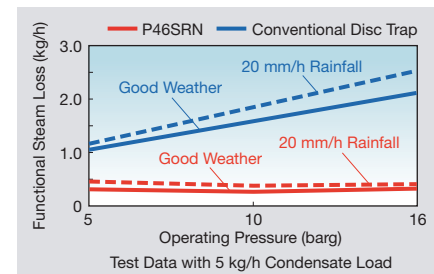
TLV® has resolved these drawbacks with the **PowerDyne® Series**, available in a full pressure range from near atmosphere up to supercritical pressure (260 barg).

Air Jacketing

In traps with a single-layer cap, adverse weather conditions and radiant heat loss can result in steam loss from rapid-cycling actuation. The TLV PowerDyne series is equipped with an air-insulated jacket, giving resistance to environmental effects and minimizing unnecessary operation and steam loss.



Effect of Weather

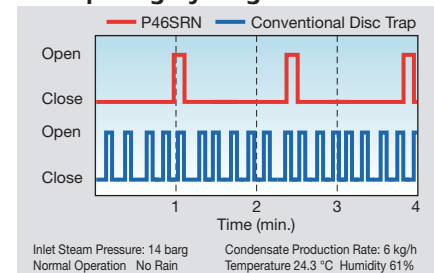


Mirror-polished Sealing Surfaces

Some valve discs include an air leak pathway or rough finish to prevent air binding. However, this can result in greater surface wear and steam leakage due to no-load actuation. The TLV PowerDyne series solves this problem: the bimetal air vent ring* eliminates air binding and allows the hardened sealing surfaces to be mirror-polished, resulting in a tight seal that saves steam.

* All models except HR150A, HR260A (due to superheat temperature limits), P46S, P21S ver.C

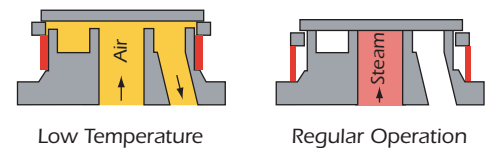
Comparing Cycling Rates



Bimetal Air Vent Ring

To reach full operating efficiency, initial air and cold condensate must be purged from steam lines quickly. PowerDyne's bimetal air vent ring* quickly and efficiently vents start-up air without binding, eliminating the need for manual blowdown.

* All models except HR150A, HR260A (due to superheat temperature limits), P46S, P21S ver.C



Replaceable Module

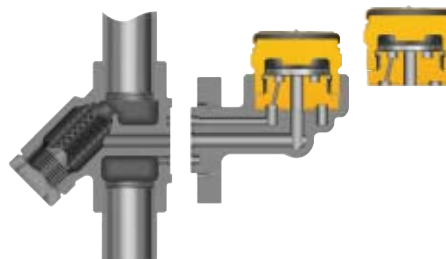
The replaceable module* facilitates inline replacement of normal wear parts, such as the valve disc and valve seat.



P Series

For pressures up to 65 barg

* All models except P46S, P21S ver.C



FP Series

With 2-bolt universal flange
For pressures up to 46 barg




HR Series





For pressures up to 260 barg

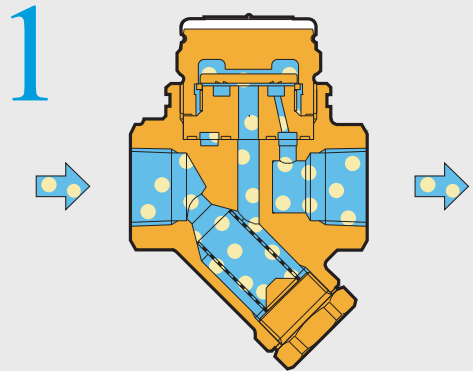
Life Cycle Cost

Mirror-polished Sealing Surfaces

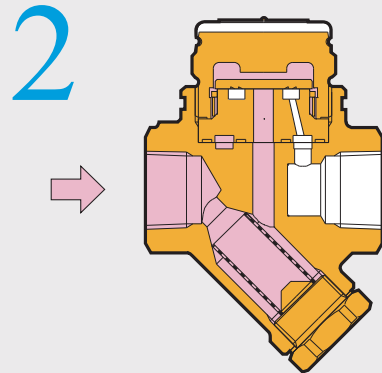


How they operate

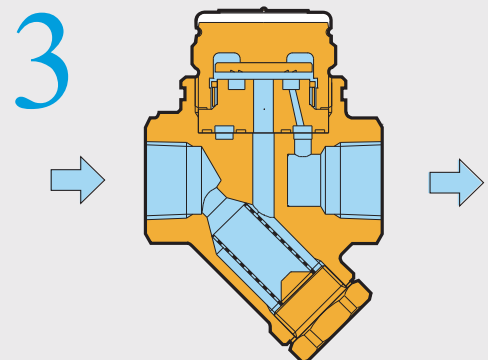
- | | |
|---|---|
|  Cold condensate |  Air |
|  Hot condensate |  Steam |



At start-up, the bimetal air vent ring is contracted, lifting the disc off the valve seat and allowing rapid discharge of air and cold condensate.



As temperature in the trap rises, the bimetal expands and releases the disc. The disc is forced downward by the low-pressure area created by the rapid flow of flashing condensate/steam below the disc, and the simultaneous high pressure in the pressure chamber above it. An air jacket insulates the cap's pressure chamber from the radiant heat loss that could cause no-load actuation.



Eventually, as condensate enters the trap and the steam pressure in the pressure chamber lowers, the inlet pressure pushes the disc up and enables the discharge of condensate. Entering flashing condensate/steam then closes the trap, as in step 2.

Redefining the Disc Trap Concept

PowerDyne®

Life Cycle Cost for steam trap management includes multiple factors such as:

- Purchasing
- Installation
- Maintenance
- Steam loss

Reduce Disc Trap Life Cycle Cost by

1 Long Service Life

Air jacketing for resistance to environmental conditions, and hardened valve trim to reduce wear and promote reliable operation.

2 Energy Conservation

The mirror-polished, lapped disc provides tight sealing even under severe superheat conditions, effectively minimizing steam loss.

3 Increased Productivity


Initial Air is automatically discharged by the thermostatic air venting design*, significantly reducing start-up time.

* All models except HR150A, HR260A (due to superheat temperature limits), P46S, P21S ver.C

4 Easy Maintenance

The replacement module design* enables quick inline repair of normal wear parts, reducing maintenance costs.






















* All models except P46S, P21S ver.C



POWERDYNE
P46SRN
MADE IN USA
26 / 425°C
26 / 105°C

PowerDyne® Series Lineup

up to 260 barg

Model (Connection)	Appearance (Construction)	Operating Pressure Range (barg)	Max. Operating Temperature (°C)	Body Material	Max. Discharge Capacity (kg/h)	Air Jacketing	Thermostatic Air Venting	Replaceable Module	Built-in Screen		
Compact trap design includes built-in Y-strainer P21S ver.C is designed for use in copper tracing applications											
P21S ver.C (S) ¹⁾		0.25(0.4) - 21 () : Vertical Installation	400	Cast Stainless Steel	385						
P46S (S) ¹⁾		0.3 - 46 ²⁾			480						
Wide range of pressure and discharge capacities											
P46SRN (S, W, F) ¹⁾		0.3 - 46	400 ³⁾ / 425	Carbon Steel or Stainless Steel ⁴⁾	740						
P46SRM (S, W, F) ¹⁾				Cast Steel	1360						
P46SRW (S, W, F) ¹⁾				2520							
P65SRN (S, W, F) ¹⁾				Carbon Steel or Stainless Steel ⁴⁾	470						
Universal flange allows easy inline trap unit replacement											
FP46UC (S, W, F) ¹⁾		0.3 - 46	400 ³⁾ / 425	Stainless Steel	740						
Ideal for use on high-temperature/high-pressure steam mains											
HR80A (W, B) ¹⁾		8 - 80	475	Cro-Mo Alloy Steel	190						
HR150A (W, B) ¹⁾		16 - 150	550		220						
HR260A (W, B) ¹⁾		16 - 260			230						

¹⁾ Letters in brackets show pipe connections available: S = screwed, W = socket welded, B = butt welded, F = flanged

²⁾ For best performance over extended periods, it is recommended that the trap be operated at or below 21 barg.

³⁾ With PN Flange ⁴⁾ Except for flanged models

Full product details (sizes, pressures, capacities and materials) are included in the individual specification data sheets (SDS).



To avoid abnormal operation, accidents or serious injury, DO NOT use this product outside of the specification range. Local regulations may restrict the use of this product to below the conditions quoted.

TLV® EURO ENGINEERING UK LTD.

Units 7 & 8, Furlong Business Park, Bishops Cleeve, Gloucestershire GL52 8TW, UK

Tel: [44]-(0)1242-227223

Fax: [44]-(0)1242-223077

Manufacturer

ISO 9001/ISO 14001

TLV® CO., LTD.
Kakogawa, Japan

is approved by LRQA Ltd. to ISO 9001/14001

